




THE UNIVERSITY OF BRITISH COLUMBIA
REGISTRATION AND ORIENTATION GUIDE 2019





WELCOME TO UBC

Congratulations on your offer of admission to one of the top research institutions in the world – The University of British Columbia!

As a new UBC student you'll be joining an inclusive, collaborative, and innovative community committed to inspiring people and ideas for a better world. You will also be joining a community that is actively engaged in the world around us – in the lecture halls and laboratories, through social and other activities, and by participating fully in the many dimensions of our local communities.

Continuing your academic future at UBC is a great decision and one that will help you find and unleash your potential. I am excited for you, and eager to greet you when you are finally here!

Best wishes,

Santa Ono

President and Vice-Chancellor
The University of British Columbia

+ your potential

+ your place

#1 MOST INTERNATIONAL UNIVERSITY
IN NORTH AMERICA

TOP 3 UNIVERSITIES IN CANADA

TOP 25 PUBLIC UNIVERSITIES
IN THE WORLD

TOP 40 RESEARCH UNIVERSITIES
IN THE WORLD

+ your community

52,711 UNDERGRADUATE STUDENTS
ACROSS TWO CAMPUSES

1,414 ABORIGINAL STUDENTS FROM
MORE THAN 120 COMMUNITIES

12,408 INTERNATIONAL STUDENTS
FROM 162 COUNTRIES

325,000+ ALUMNI IN
140 COUNTRIES

+ your opportunities

41 UNDERGRADUATE DEGREE PROGRAMS

240+ EXCHANGE, RESEARCH, AND STUDY-
ABROAD PARTNERS WORLDWIDE

6,000+ CO-OP PLACEMENTS
EACH YEAR

\$600M IN RESEARCH FUNDING

+ your future

UBC is home to an engaging community of faculty, researchers, alumni, and students – and your offer of admission means that you have an opportunity to learn and grow with them. When you say yes to UBC, you're starting a lifelong journey of exploration, discovery, and education. Where it leads is up to you, but your UBC family will be with you every step of the way.

Look for tips from these students throughout the guide

"I was really moved by the UBC recruiter who visited my school during my final year of high school. The Okanagan campus met all of my criteria for an ideal university – an intimate community with great opportunities."

AN GOTO
BALI, INDONESIA
CHEMISTRY (HONOURS), MATHEMATICS (MINOR)
OKANAGAN CAMPUS

- Recipient of an International Leader of Tomorrow Award
- Teaching assistant in the Physics department and seminar lecturer in the Chemistry department
- Organizer of Rejoice, an intercultural fashion show
- Recipient of an International Undergraduate Research Award

+ did you know

UBC provides over \$43 million annually in scholarships, bursaries, and career development initiatives to outstanding Canadian undergraduate students.

"The University's high academic ranking, student-centred environment, and west coast location all factored into my decision to attend UBC."

ABDULLAH KHAIR
AMMAN, JORDAN
CHEMICAL ENGINEERING
VANCOUVER CAMPUS

- Attended Imagine UBC
- Residence advisor in second year
- Enjoys exploring the Museum of Anthropology at UBC
- Served as a student ambassador through the Work Learn program

+ did you know

73% of UBC's undergraduate students participate in enriched learning experiences, such as exchanges, co-ops, and study-abroad programs.

THAO ATKINSON
MIDWAY, CANADA – MÉTIS
COMMERCE
VANCOUVER CAMPUS

- Recipient of a Spitz Family Award for Aboriginal Women
- Orientation volunteer for Imagine UBC and The Spark
- Member of the Indigenous Students Association executive
- Loves exploring UBC's gardens and trails, and going on hikes in Vancouver

+ did you know

The Vancouver campus is next to Pacific Spirit Regional Park, which has over 70 kilometres of forested trails.



"I loved UBC's values. I felt it was important for me to be in a community where I could succeed academically, but also have a sense of community."

MOOZHAN AHMADZADEGAN
LAKE COUNTRY, CANADA
VISUAL ARTS (MAJOR), ART HISTORY (MINOR)
OKANAGAN CAMPUS

- President of the Visual Arts Course Union
- Worked at the Lake Country Art Gallery
- Worked at the Spark Lab, providing digital printing services for students
- One of his favourite places on campus is the FINA Gallery in the Creative and Critical Studies building

+ did you know

Kelowna is known for its thriving arts scene, with vibrant galleries highlighting a range of art forms.



"Not only is UBC an exceptional university - one of the best in the world - it's also a place of inclusion and acceptance."



OKANAGAN CAMPUS

+ a booming economy + outdoor adventures + close-knit community

UBC's Okanagan campus is located within the territory of the Syilx Okanagan Nation, in the city of Kelowna, in the heart of British Columbia's picturesque Okanagan Valley. From this stunning campus, you can connect to a dynamic economy driven by innovative industries and enjoy access to lakes, mountains, and a thriving arts and culture scene.



GET TO KNOW KELOWNA

-  **2,000 HOURS OF SUNLIGHT PER YEAR**
-  **GAMING, ANIMATION, AND CLEANTECH COMPANIES**
DISNEY ONLINE STUDIOS CANADA,
HYPER HIPPO, GREENSTEP
-  **ARTS, CULTURE, AND RECREATION**
KELOWNA ART GALLERY
OKANAGAN SYMPHONY ORCHESTRA
CENTER OF GRAVITY SPORTS AND MUSIC FESTIVAL
KELOWNA DRAGON BOAT FESTIVAL

OKANAGAN CAMPUS

+ you.ubc.ca/okanagan 



Researchers from UBC's Survive and Thrive Applied Research program find solutions to critical real-world challenges ▶

"Check out the FINA Gallery. The exhibitions change weekly, so there's always something new and interesting to see."
- MOOZHAN



693 TECH BUSINESSES IN THE REGION

#1 MOST ENTREPRENEURIAL REGION IN CANADA*

* Canadian Federation of Independent Business



300 TRAILS



TWO WORLD-CLASS SKI RESORTS



20 LAKES WITHIN 60 MINUTES

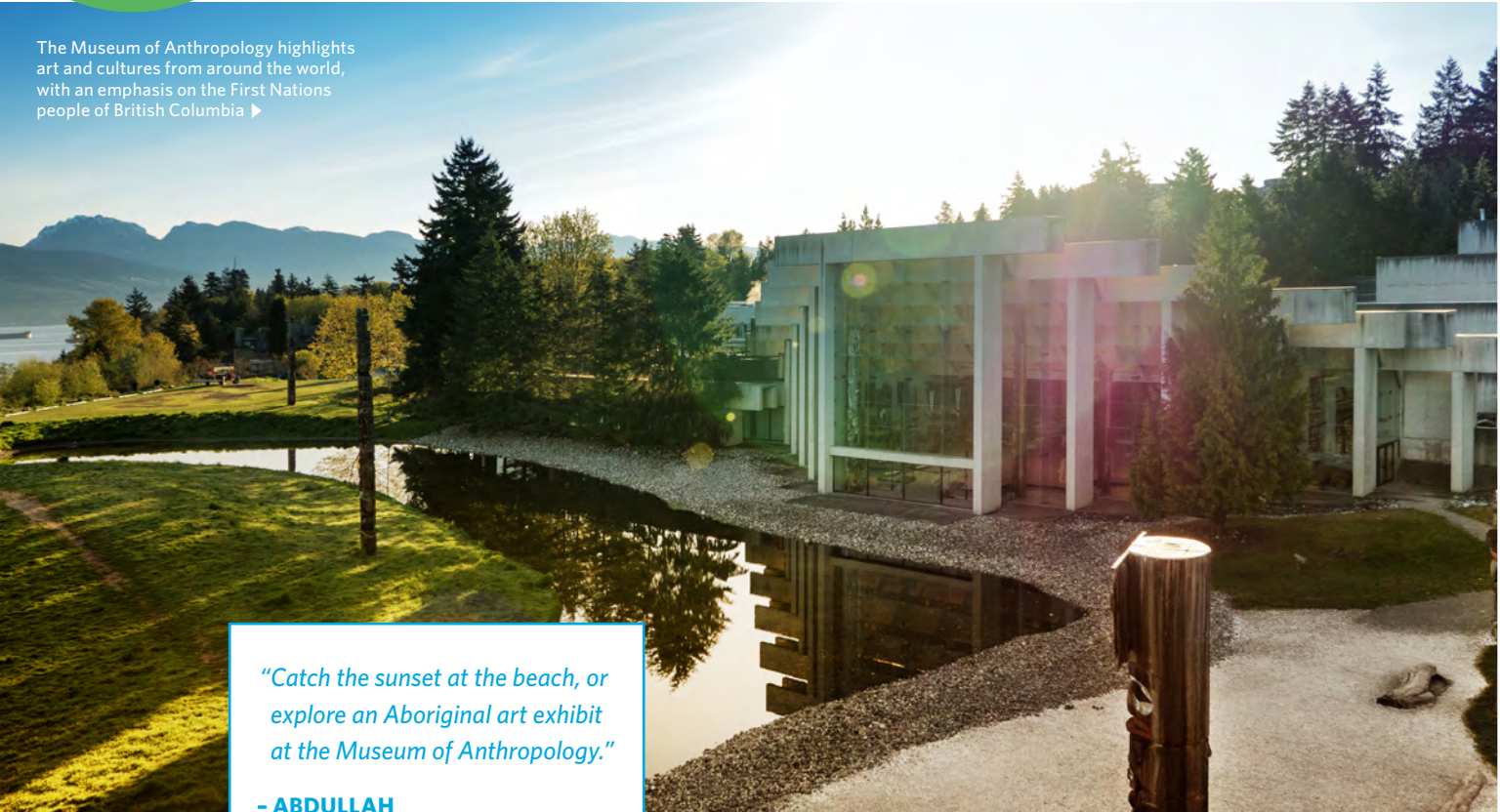


VANCOUVER CAMPUS

+ a green city + spectacular setting + cultural diversity

UBC's Vancouver campus is located on the traditional, ancestral, and unceded territory of the Musqueam people. Just 20 minutes from the city's downtown core, and set on the stunning Pacific Ocean, the campus offers exceptional access to a world of opportunity, including vibrant global cuisine, world-class skiing, and a cosmopolitan community.

The Museum of Anthropology highlights art and cultures from around the world, with an emphasis on the First Nations people of British Columbia ▶



"Catch the sunset at the beach, or explore an Aboriginal art exhibit at the Museum of Anthropology."
- ABDULLAH



GET TO KNOW VANCOUVER

1 CONSISTENTLY RATED ONE OF THE BEST PLACES TO LIVE IN THE WORLD*

INNOVATIVE EMPLOYERS
ELECTRONIC ARTS CANADA, HOOTSUITE, LULULEMON, MOUNTAIN EQUIPMENT CO-OP

INTERNATIONAL EVENTS
TED TALKS (ANNUALLY)
VANCOUVER 2010 OLYMPIC AND PARALYMPIC WINTER GAMES
2015 FIFA WOMEN'S WORLD CUP

* Mercer 2018 Quality of Living Rankings

VANCOUVER CAMPUS

+ you.ubc.ca/vancouver



◀ Storm the Wall is the largest intramural event in North America



10M+ ANNUAL VISITORS

TOP 3 FILM PRODUCTION CENTRES IN NORTH AMERICA



1 HOUR FROM 3 LOCAL SKI HILLS, AND 2 HOURS FROM WHISTLER

1,500 BIKES AT 150 BIKE-SHARING STATIONS ACROSS THE CITY




230+ PARKS



+ your checklist

You've received your offer of admission - now what? Over the next few pages, you'll find a step-by-step guide with everything you need to get you from home to campus and ready for your first day of class.

 Click on the numbered bar to navigate to that section in the book



1

ACCEPT YOUR OFFER

Log in to the Student Service Centre (SSC) and accept your offer by the specified deadline.

Pay the acceptance deposit.

Maintain your grades to keep your offer. Submit your final documents to confirm your offer. Check the SSC for updates.

2

APPLY FOR A STUDY PERMIT (international students only)

Check with Immigration, Refugees and Citizenship Canada (IRCC) to determine which of the following you need to prepare:

Letter of admission from UBC

Proof of funds

Passport

Custodianship form

Medical examination report

Biometric information

Photo(s) that meet IRCC specifications

3

PLAN YOUR FINANCES

Check your degree's tuition fees.

Estimate your total expenses.

Research financial aid options and deadlines.

Review payment options for tuition and housing fees.

Set up a bank account.

4

FIND A PLACE TO LIVE

Explore housing options on and off campus.

Apply for residence if you wish to live on campus (by May 1 if you wish to be eligible for the first-year housing guarantee).

Accept your residence offer, pay your deposit, and choose your meal plan.

+ info on your campus

Look for these cues throughout the guide to find the right information for you

 OKANAGAN CAMPUS

 VANCOUVER CAMPUS

5

EXPLORE YOUR ACADEMIC OPTIONS

Take a closer look at the options available within your degree.

Check out the learning spaces and resources on your campus.

Learn more about studying abroad, co-op, and other opportunities.

6

REVIEW YOUR DEGREE REQUIREMENTS

Check your English requirements.

Check your math requirements.

Check your degree's course requirements.

Find out if you're eligible for first-year credit.

Determine if and when you need to take the Language Proficiency Index (LPI) test.

Contact an academic advisor in your faculty with questions about course selection.

7

REGISTER FOR YOUR COURSES

Review the steps for course registration.

Mark your registration date and time in your calendar.

Practise building course worklists.

Register for courses at your assigned time.

Pay your initial fees and note other payment deadlines.

Reserve your textbooks online.

8

GET READY FOR UBC LIFE

Find out when your orientation starts and register early.

Confirm your medical coverage.

Apply for your UBCcard online.

Get your U-Pass.

Locate the Collegia and other community spaces on your campus.

Contact your academic advisor (Okanagan campus) or Enrolment Services Advisor (Vancouver campus) with any questions.

ONLINE CHECKLIST

[+ you.ubc.ca/admitted/next-steps](https://you.ubc.ca/admitted/next-steps)

1

ACCEPT YOUR OFFER

UBC can't wait to welcome you, but the University can only hold your spot for so long. To claim your place, accept your offer and pay your acceptance deposit **before the date indicated in your letter of admission** (May 1 or June 1, for most students).

Go back
to your
checklist



▲
The Nest is a bright and sustainable space where students eat, study, and gather

WHAT IS A CONDITIONAL OFFER?

Your spot at UBC is subject to the conditions outlined in your letter of admission. Work hard to maintain your grades and remember to submit your final documents to confirm your offer. Significant changes in your academic standing may result in your application being reassessed.

WHAT IF I APPLIED TO TWO DEGREES?

You will be evaluated for your second choice only if you're not admitted to your first choice. Depending on your degree selections, UBC may evaluate your second choice upon request. If you're still waiting to hear back about your first choice, check the Student Service Centre regularly for status updates. If you receive offers to both your first- and second-choice degrees, you can choose either one.

CAN I DEFER MY OFFER?

Under certain circumstances, UBC will consider deferring your offer of admission by one year (or two years for mandatory military service). Review the eligibility requirements and deadlines online.

WHAT IF I HAVE QUESTIONS?

Your academic advisor

If you're a student on UBC's Okanagan campus, academic advisors can answer any questions you may have about university life and your academic transition to UBC. An academic advisor can help you understand your degree requirements and connect with resources on and off campus.

Your Enrolment Services Advisor

If you're a student on UBC's Vancouver campus, find your Enrolment Services Advisor in the Student Service Centre by clicking **Personal Info** followed by **UBC Contacts**. Your Enrolment Services Advisor is a UBC staff member who will be paired with you shortly after your acceptance deadline for the duration of your degree. They can advise you on financial planning, help you with registration troubleshooting, and direct you to resources online and on campus.

HOW DO I ACCEPT MY OFFER?

Log in to the Student Service Centre at:

[+ students.ubc.ca/ssc](https://students.ubc.ca/ssc)

Click **Admissions** followed by **Accept or Decline My Offer**, then select **Yes, I accept this offer** and follow the steps to pay your deposit:

- \$500 for Canadian citizens and permanent residents
- \$1,000 for international students
- \$3,000 for students attending Vantage One programs

All figures are in Canadian dollars. Your deposit is non-refundable and non-transferable, but it will be applied to your first-term tuition fees when you register for courses.

"As an Enrolment Services Advisor, I wear many hats. I specialize in financial advising, but I can also answer questions about undergraduate admissions, fees, tuition, registration, financial support, exams, graduation, transcripts, and so much more. If you have a question I can't answer, I likely know the person or department who can."

- CLAUDIA
ENROLMENT SERVICES ADVISOR



STUDENT SERVICE CENTRE

[+ students.ubc.ca/ssc](https://students.ubc.ca/ssc)

DEFERRALS

[+ you.ubc.ca/applying-ubc/admitted/deferring-admission](https://you.ubc.ca/applying-ubc/admitted/deferring-admission)

ACADEMIC ADVISING

[+ students.ok.ubc.ca/advising](https://students.ok.ubc.ca/advising) 

ENROLMENT SERVICES ADVISORS

[+ students.ubc.ca/about-student-services/enrolment-services-advisors](https://students.ubc.ca/about-student-services/enrolment-services-advisors) 



2 APPLY FOR A STUDY PERMIT

(international students only)

Get set to join the most international university in North America. Every year, UBC welcomes the best and brightest students from countries around the world. You're one of them.



▲
With over 7 million volumes,
UBC Library supports learning and
research across both campuses

DO I NEED A STUDY PERMIT?

Unless you're a Canadian citizen or permanent resident of Canada, you'll need a valid study permit to attend UBC for longer than six months. If you're currently attending high school in Canada, see [WHAT IF I'M ALREADY STUDYING IN CANADA?](#)

WHEN DO I APPLY FOR A STUDY PERMIT?

Getting a permit can take several months, so check the processing time online at cic.gc.ca/english/information/times and submit your application as soon as you accept your offer of admission. You'll want to be on campus for Jump Start orientation in late August.

You'll receive your study permit when you arrive in Canada. At that point, you can apply for health coverage under the BC Medical Services Plan (see [page 35](#)).

WHAT DO I HAVE TO DO?

When you apply for a study permit, Immigration, Refugees and Citizenship Canada (IRCC) **may** require you to provide the following:

- Letter of admission from UBC
- Proof of funds
- Passport
- Custodianship form
(see [WHAT IF I'M UNDER 19 YEARS OF AGE?](#))
- Medical examination report
- Biometric information
- Photo(s) that meet IRCC specifications

Some international students will need to pass a medical examination before a study permit can be issued. Depending on your country of citizenship, you may also be required to provide biometric information (fingerprints and photos) at the nearest visa application centre (VAC) that is responsible for your country or region.

WHERE DO I APPLY?

You can apply for a study permit online. If you do not have access to the online application, you may submit a paper application to your local VAC. Please note that if you're required to provide biometric information, you may only submit your application online or in person at the VAC, and not by mail.

"UBC's International Student Guide is your go-to online resource for information on immigration, health insurance, taxes, and more. There's even a study permit tutorial."

- CLAUDIA
ENROLMENT SERVICES ADVISOR



WHAT IF I'M ALREADY STUDYING IN CANADA?

If you're already attending high school in Canada on a study permit, this permit does not allow you to study at the university level and you will need to apply for a post-secondary study permit. If you're in Canada, you can apply for an extension/change of conditions. If you're outside Canada, you must apply for a new study permit.

If you're transferring to UBC from another Canadian educational institution, visit the IRCC website to report your transfer or apply to extend your study permit.

If you're currently visiting Canada without a valid post-secondary study permit, you must obtain one before starting your first term at UBC.

WHAT IF I'M A U.S. CITIZEN OR PERMANENT RESIDENT?

If you're a U.S. citizen or permanent resident of the United States, you can apply for a study permit online, by mail, or in person at any major U.S.-Canada border crossing or Canadian international airport. Applying in advance – online or by mail – is recommended, when possible. If you choose to apply at the border, or at the airport at the time of arrival, read IRCC Guide 5269 carefully, confirm if a medical examination is required, and prepare all of the required documents – particularly proof of adequate funds – before reaching the border crossing.

WHAT IF I'M UNDER 19 YEARS OF AGE?

If you're under 17 years of age, you're required to have a custodian to study in Canada. If you're 17 or 18 years old, this requirement may be waived at the discretion of your visa officer. Please note that the need for custodianship could add several weeks to the study permit application process. If you're unable to find a custodian, one option is to contact First Choice International (myfci.ca, info@fciplacement.com, +1.604.984.0868).

INTERNATIONAL STUDENT GUIDE

+ students.ubc.ca/international-student-guide

IMMIGRATION, REFUGEES AND CITIZENSHIP CANADA

+ cic.gc.ca/english/study/study.asp

UBC INTERNATIONAL STUDENT ADVISORS (Regulated Canadian Immigration Consultants)

+ students.ok.ubc.ca/international ○

ips.ubco@ubc.ca | +1.250.807.8585 ○

+ students.ubc.ca/isd ▼

isa@students.ubc.ca | +1.604.822.5021 ▼



3 PLAN YOUR FINANCES

Getting your finances in order before you arrive on campus is essential. UBC's [online cost calculator](#) can help you and your family or financial supporters understand the financial commitment required, and plan accordingly.

BUDGETING FOR FIRST YEAR*



\$5,293+

DOMESTIC TUITION

Depending on your area of study

or



\$36,588+

INTERNATIONAL TUITION

Depending on your area of study

PLUS



\$3,100+

OTHER EDUCATIONAL COSTS

Including books, supplies, student fees, etc.

and



\$15,000+

LIVING COSTS

Including rent or on-campus housing, utilities, cell phone, laptop, meals, health insurance, personal care, etc.

less



FINANCIAL SUPPORT AND RESOURCES

Including scholarships, awards, bursaries, student loans, sponsorship funding, parental support, etc.

* All figures are estimated in Canadian dollars and based on a full first-year course load in the 2018/19 academic year. Living costs cover an eight-month period and are based on a typical student's experience in residence. Goods and services are subject to inflation, which has remained relatively stable at between 1% and 3% in recent years. Tuition fees are reviewed annually by the Board of Governors, in consultation with students. Most UBC bachelor's degrees take four years of full-time study to complete.

International students

HOW MUCH IS TUITION?

For the 2018/19 academic year, tuition for international students was calculated at \$1,256.33 per credit for most degrees. Tuition fees were higher for Commerce (\$1,578.12 per credit) and International Economics (\$1,475.37 per credit). Additional fees may apply if you're enrolled in one of UBC's first-year programs, including Vantage One programs, the Conditional Admission Program, or the English Foundation Program.

Tuition is reviewed annually by the Board of Governors, in consultation with students. New fees for 2019/20 will be posted on [you.ubc.ca](#) as soon as they are available and will take effect in May 2019. In recent years, tuition increases have been between 2% and 5% for continuing international students.

HOW DO I PAY MY TUITION?

You can pay your tuition and fees via online credit card payment (a 1.75% fee applies), cash or cheque at any HSBC branch, or U.S. dollar cheque delivered in person (Vancouver campus only), but you're encouraged to use UBC's Western Union Business Solutions international funds transfer. This method lets you pay in your home currency, secure a competitive exchange rate for up to 72 hours, and avoid additional transaction fees. No Canadian bank account is required.

Regardless of the payment method you choose, be sure to indicate your name and student number. It may take several business days for funds to be received and posted to your account. If you have proof of payment by the due date, your payment will be considered on time.

WHAT ARE MY OPTIONS FOR FINANCIAL ASSISTANCE?

Scholarships and awards: UBC is strongly committed to recognizing students for academic excellence, community and school involvement, and demonstrated leadership through merit- and need-based awards. You may already be familiar with the University's entrance awards, but other scholarships and awards are available for subsequent years of study. Review eligibility requirements and application deadlines closely.

Loans: If you're a U.S. citizen, you can apply for Direct Subsidized and Direct Unsubsidized loans and Direct PLUS loans for parents through the U.S. Federal Government. In addition to a Free Application for Federal Student Aid (FAFSA) form, you must complete a Master Promissory Note and entrance counselling to apply for Direct funding. If your parents are applying for a PLUS Loan, they must complete a PLUS application and PLUS Master Promissory Note. To notify UBC that you would like to be considered for U.S. Direct Loan funding, you also need to complete UBC's online U.S. Loan Request form.

Part-time employment: If you're a full-time UBC student with a valid Canadian study permit, you're eligible to work part-time on or off campus. Most degrees offer paid co-op placements or internships, and programs like Work Study (Okanagan campus) and Work Learn (Vancouver campus) can help you find a job on campus. Part-time employment is not only a way to help finance your university education, but also a chance to gain professional experience and develop critical skills.

Canadian students

Funding your university education is your responsibility, but UBC is committed to ensuring that no eligible Canadian student is prevented from attending the University for financial reasons alone. If you do not have the resources required, UBC can help you develop a financial plan and access financial support.

HOW MUCH IS TUITION?

For the 2018/19 academic year, tuition for Canadian citizens and permanent residents was calculated at \$176.45 per credit for most degrees, regardless of where you live. Tuition fees were higher for Entry-to-Practice PharmD (\$421.39 per credit), International Economics (\$282.29 per credit), and Media Studies (\$234.81 per credit). Tuition fees increase in second year in some faculties, such as Applied Science and Commerce.

Tuition is reviewed annually by the Board of Governors, in consultation with students. New fees for 2019/20 will be posted on you.ubc.ca as soon as they are available and will take effect in May 2019. Tuition increases are limited to 2% for Canadian students.

HOW DO I PAY MY TUITION?

You can pay your tuition and fees via online banking, electronic funds transfer, credit card (a 1.75% fee applies), or cash or cheque at an HSBC branch. If you're a student on UBC's Okanagan campus, you can also pay in person via cheque or debit. If you're a student on UBC's Vancouver campus, you can apply your TD and Aeroplan loyalty points toward your balance through the Higher Ed Points program.

Regardless of the payment method you choose, be sure to indicate your name and student number. It may take several business days for funds to be received and posted to your account. If you have proof of payment by the due date, your payment will be considered on time.

WHAT ARE MY OPTIONS FOR FINANCIAL ASSISTANCE?

Scholarships and awards: UBC is strongly committed to recognizing students for academic excellence, community and school involvement, and demonstrated leadership through merit- and need-based awards. You may already be familiar with the University's entrance awards, but other scholarships and awards are available for subsequent years of study. Review eligibility requirements and application deadlines closely.

Loans: If you're a Canadian citizen or permanent resident living in Canada or abroad, you may be eligible for federal and provincial student loans. If you do not currently live in Canada, apply to the province where you last resided. If you hold Canadian citizenship but have never lived in Canada, apply through the Province of BC (StudentAid BC).

Bursaries: Non-repayable, need-based bursaries are available through UBC. If you have a full-time student loan and unmet financial need, a general bursary can help fill the gap between your educational costs and government assistance. If you're connected to a specific club, trade union, company, geographic region, demographic group, or you self-identify as Aboriginal, there may also be an affiliation bursary out there for you. Review eligibility requirements and application deadlines closely.

Band sponsorship: If you're an Aboriginal student, you may be able to finance some or all of your educational expenses with band funding. One common type of sponsorship is third-party billing, where your band office pays your tuition and fee payments directly to UBC through Enrolment Services. If you pursue band sponsorship, be sure to review responsibilities and deadlines closely with your band office.

Part-time employment: Most degrees offer paid co-op placements or internships, and programs like Work Study (Okanagan campus) and Work Learn (Vancouver campus) can help you find a job on campus. Part-time employment is not only a way to help finance your university education, but also a chance to gain professional experience and develop critical skills.

ONLINE COST CALCULATOR

+ you.ubc.ca/cost

FINANCIAL PLANNING

+ you.ubc.ca/financial-planning

PAYMENT OPTIONS

+ students.ok.ubc.ca/finance/tuition/fees 

+ students.ubc.ca/payment 

STUDENT SERVICES

+ students.ok.ubc.ca/finance 

+1.250.807.9100 | +1.866.596.0767 (toll-free) 

ENROLMENT SERVICES ADVISORS

+ students.ubc.ca/about-student-services/enrolment-services-advisors 

+1.604.822.9836 | +1.877.272.1422 (toll-free) 



"My Enrolment Services Advisor helped me make sure I knew how to handle money and how to budget for the year. He's awesome!"

- THAO



4 FIND A PLACE TO LIVE

Where you live will shape your UBC experience – from who you meet to what you eat. If you're looking for a supportive community that's close to classes and campus activities, residence is the place to be. If you have an independent streak and a desire to explore, then off-campus housing might be for you.



HOW DO I GET A SPOT IN RESIDENCE?

Submit your residence application to UBC Student Housing as soon as you receive your offer of admission to UBC (but no later than May 1). Your place in residence is only guaranteed if:

- you are a first-year student who is graduating from high school in the current academic year,
- you submit your residence application for Winter Session housing by the May 1 deadline, and
- you accept UBC's offer of admission by the date indicated in your letter of admission (but no later than June 1).

For important details about priority access, residence guarantees, and early arrival, please visit housing.ubc.ca.

WHEN WILL I RECEIVE MY RESIDENCE OFFER?

Your residence offer is different from your offer of admission to UBC. Residence offers are sent by email between June and August, so keep an eye on your inbox. You will have a limited time – usually just one week – to accept and pay the deposit. Residence room assignments are sent by email in mid-August.

HOW DO I FIND OFF-CAMPUS HOUSING?

If you have time to walk around local neighbourhoods, there are often vacancy signs posted on rental properties and houses close to campus. Otherwise, browse online resources, including the UBC Student Housing website, or check notice boards in the University Centre (Okanagan campus) or the AMS Nest and UBC Life Building (Vancouver campus).

WHERE CAN COMMUTER STUDENTS GO ON CAMPUS?

If you live off campus and commute to class, check out UBC's Collegia. These safe and welcoming on-campus spaces are great spots to relax between classes, heat up your lunch, connect with other students, and find a sense of community.

WHAT'S LIVING IN RESIDENCE LIKE?

OKANAGAN CAMPUS

As a first-year student, you will live in a single room, single connected room, or four-bedroom apartment, some of which have kitchen facilities or additional furnishings. Your UBCcard can be used at any food service location on campus: for coffee and snacks at well-known favourites like Starbucks, Subway, and Tim Hortons, as well as for fresh salads, sushi, and stone-baked pizza at EMEats, Green Thread Market, and the Sunshine Café. You can also use your UBCcard at select off-campus vendors, including Momo Sushi and Okanagan Pizza.

VANCOUVER CAMPUS

As a first-year student, you will live in a shared room, single room, or single connected room in Totem Park, Place Vanier, or Orchard Commons. With your residence meal plan, you can eat in any of the three dining rooms on campus and use your flex dollars to eat when and where you want around campus. The University's dining rooms proudly serve fair-trade coffee, fresh fruit and vegetables from the UBC Farm, and free-range meat and eggs. Around campus you'll find an additional 40 food vendors and a growing number of food trucks, offering sushi, falafel, pub food, pizza, and much more.

"If you live in residence, you have to vacate your room at the end of each academic year. Keep your belongings as compact as possible for smooth moving."

- AN



"My residence room must-haves are a comfy pillow, snacks, and an alarm clock."

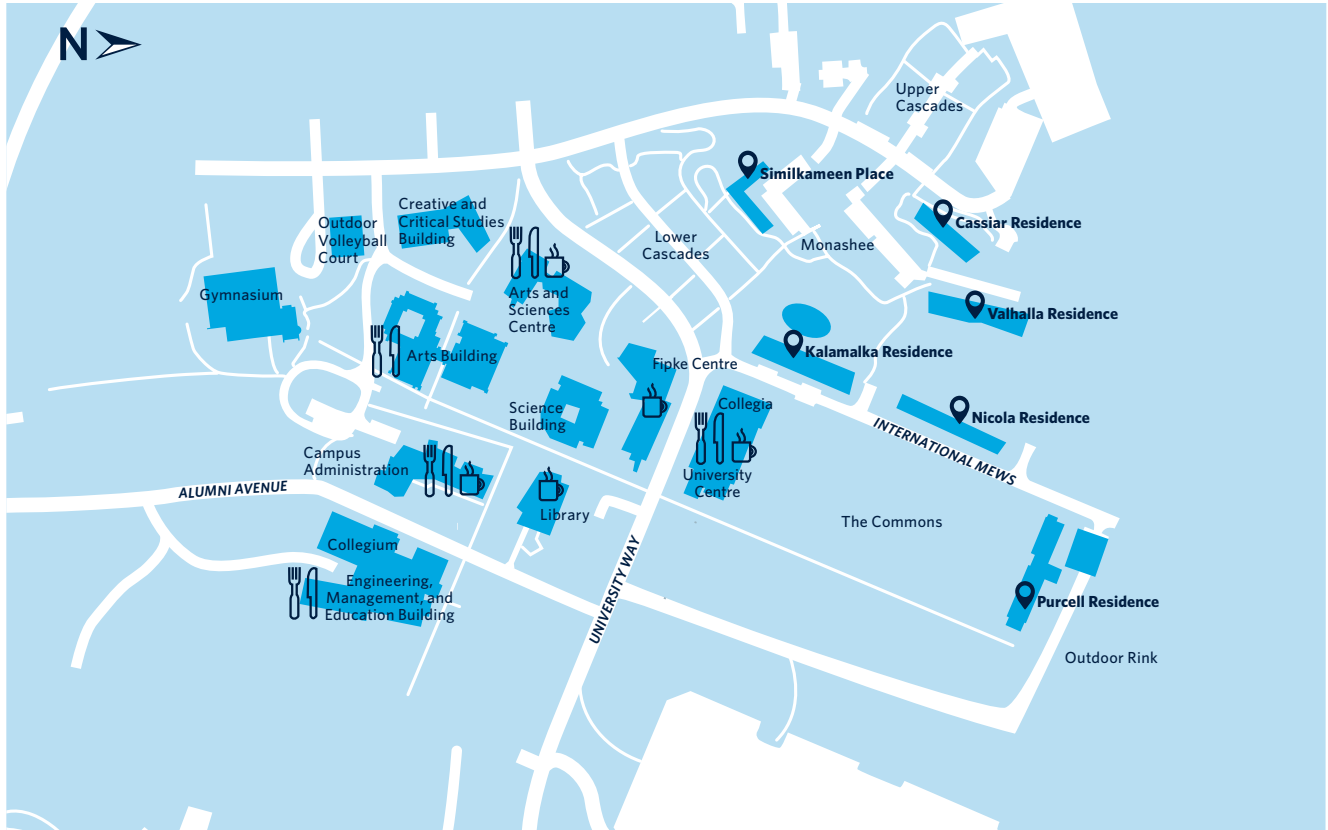
- THAO



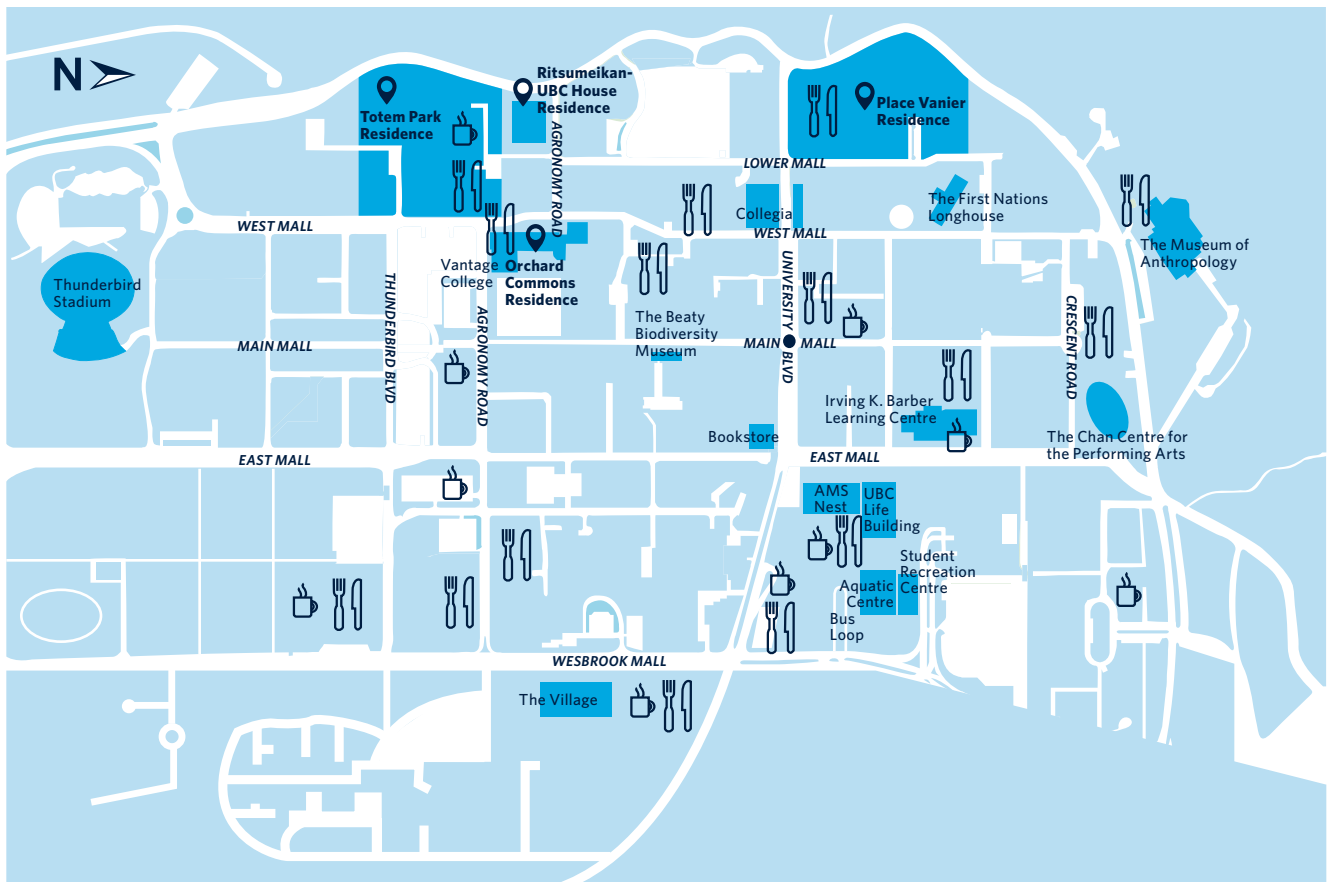
UBC STUDENT HOUSING

+ housing.ubc.ca

EXPLORE YOUR OKANAGAN CAMPUS



EXPLORE YOUR VANCOUVER CAMPUS






5

EXPLORE YOUR ACADEMIC OPTIONS

Learning experience

As a UBC student, you have the freedom to personalize your learning experience. Take advantage of your access to expert professors, state-of-the-art spaces, hundreds of specializations, and thousands of course options to choose what, where, and how you want to learn.



WHO WILL BE TEACHING ME?

At UBC, you'll learn from award-winning faculty who are recognized experts in their fields. Plus, through in-class discussions, presentations, seminars, and tutorials, you'll have a chance to share your ideas and hear the unique perspectives of other students from across Canada and around the world.

WILL I SPEND ALL OF MY TIME IN A CLASSROOM?

Definitely not. UBC believes in flexible learning that combines face-to-face classroom methods with digital and experiential learning opportunities. Depending on your degree, the course, and your professor, you might solve complex problems in a classroom or online, conduct experiments in a laboratory, or gather research data in the field.

WHERE CAN I STUDY?

Access resources, study solo, or book a meeting room at one of 15 library branches across the University's two campuses. With over 7 million print and electronic volumes, 2.1 million ebooks, and more than 370,000 journal titles, UBC has one of the top research collections in Canada. If you're looking for other options, there are all sorts of unique study spaces on both campuses where you can collaborate with others or work quietly on your own.

WHAT IF I WANT EXTRA HELP WITH A COURSE?

You can discuss concepts, compare notes, and develop study strategies with the help of upper-year students, who have already completed some of the toughest courses, through Supplemental Learning (Okanagan campus) or Peer-Assisted Study Sessions (Vancouver campus).

WHAT IF I WANT A STRUCTURED FIRST-YEAR EXPERIENCE?

If you're a first-year student on UBC's Vancouver campus, programs like Arts One, Land One, Science One, the Coordinated Arts Program (CAP), and the Coordinated Science Program (CSP) offer an alternative approach to learning. If you are interested in a structured and integrated curriculum, want to be part of a small community, and feel you could benefit from dedicated spaces for studying and socializing, one of these programs could be for you.



"My favourite places to study are the second floor of the EME Building and the Arts Building atrium."

- AN



"The First Nations Longhouse is my favourite place to study on campus. It's quiet and always feels like home."

- THAO

WHERE CAN I LEARN MORE ABOUT MY OPTIONS?

Visit you.ubc.ca/programs to:

- Check out sample courses for each of your four years of study.
- Find out about co-op and other learning opportunities.
- Explore dual-degree and program options within your degree.

ACADEMICS AND LEARNING

+ you.ubc.ca/ubc-life/academics-learning

LEARNING SPACES

+ learningspaces.ubc.ca

DEGREE AND PROGRAM OPTIONS

+ you.ubc.ca/programs



5

EXPLORE YOUR ACADEMIC OPTIONS

Learning opportunities

Your UBC education begins with coursework on campus, but you have the power to connect your learnings to your own life experiences and community. Each year, the University invests tens of millions of dollars in programs and services designed to help you enrich your experience and transition to a career after graduation.

Go back
to your
checklist





Co-op programs provide paid work experience in your field of study



HOW CAN I MAKE THE MOST OF MY EDUCATION?

Give back

Make meaningful contributions to important initiatives and research by volunteering on campus and in communities around the world.

Get experience

Expand your career network and gain hands-on experience in your field with on-campus work opportunities, and local and global practicums, internships, and co-op terms.

Study abroad

Immerse yourself in another culture and gain a fresh perspective with study and research opportunities in 40+ countries worldwide.

HOW DO I FIND THE RIGHT OPPORTUNITIES FOR ME?

Student Experience Office

Centre for Student Involvement and Careers

Discover leadership, mentoring, volunteering, and workplace learning opportunities in the local community and beyond.

Go Global

Explore your study-abroad options around the world, learn how to apply, and find out if you're eligible for any international learning awards.

Career services

Take advantage of one-on-one advising services and online resources to explore your career options, get ready for the job market, and access career-building opportunities.



"There is so much happening on campus that it can be hard to choose which clubs or course unions to participate in. Clubs Day is a great chance to explore your options."

- MOOZHAN



"Get involved! Sign up for that club, take part in that event, drag yourself out of bed for that early-morning volunteer position, or ask about an international exchange. With UBC's diversity, there are endless opportunities to get involved both inside and outside your program."

- CLAUDIA
ENROLMENT SERVICES ADVISOR

GETTING INVOLVED

+ you.ubc.ca/ubc-life/getting-involved



6 REVIEW YOUR DEGREE REQUIREMENTS

Before you start choosing classes, it's wise to take a step back and review the requirements for your specific degree. Some degrees follow standard timetables, while others list required courses and let you build your own schedule.



DO I NEED TO TAKE ENGLISH?

Most degrees have an English, communication, or writing requirement, so be sure to check your degree requirements online. You may need to take the Language Proficiency Index (LPI) test as early as this summer to be eligible to register for English courses in your first year. The Test of English as a Foreign Language (TOEFL) and International English Language Testing System (IELTS) cannot be used to meet your first-year English requirement, but full or partial credit may be awarded for certain advanced curricula (AP, IB, and UK A Levels) if your final grade meets UBC's standards.

DO I NEED TO TAKE MATH?

Some degrees have a math requirement, so be sure to check your degree requirements online. First-year calculus courses at UBC require a minimum grade in BC Pre-Calculus 12 (or a Canadian or an international curriculum equivalent) and some require completion of a high school calculus course. To stay registered in a first-year calculus course, you must meet the eligibility requirements. Students on the Vancouver campus may take the UBC Math Basic Skills Test during the first week of classes in September. Satisfactory results on this test will qualify you to register in the course, space permitting, even if your high school math grades do not meet the minimum requirements.

CAN I GET FIRST-YEAR CREDIT?

If you have a record of strong academic achievement in an enriched secondary school program such as the International Baccalaureate (IB), the French Baccalauréat, Advanced Placement (AP), or the General Certificate of Education (GCE) Advanced Levels, you may be eligible to receive credit for certain first-year courses. Please submit your high school transcript and official documentation for review.

CAN I CHANGE DEGREES OR CAMPUSES IN THE FUTURE?

If you're interested in transferring to another UBC faculty, school, or campus after first year, speak to an academic advisor as early as possible to ensure you meet the admission criteria and complete the appropriate prerequisites. Generally, prerequisites will be similar to the required or recommended courses for students already in that degree. Keep in mind that you may face limits on the number of courses you can take outside your current faculty.

WHAT IF I'M A TRANSFER STUDENT?

If you have attended another post-secondary institution and have questions about degree requirements or first-year credit at UBC, please contact an academic advisor.

OKANAGAN CAMPUS

FACULTY OR SCHOOL	DEGREE	WILL I HAVE A STANDARD TIMETABLE?	DO I NEED TO DECLARE A MAJOR?	WHAT COURSES SHOULD I TAKE IN FIRST YEAR?
FACULTY OF CREATIVE AND CRITICAL STUDIES fccs.ok.ubc.ca	Arts (BA) Fine Arts (BFA) Media Studies (BMS)	No	BA: Yes, generally after first year BFA: No BMS: No	BA: Varies by program; generally 6 credits of English†, plus credits in a language other than English, 6 credits of Science, and electives or any prerequisites for your intended major (30 credits) BFA (Visual Arts): 6 credits of ENGL†, plus ARTH 101, ARTH 102, CCS 100, VISA 090, VISA 102, VISA 103, VISA 104, VISA 105, and VISA 106 (30 credits) BMS: 3 credits of English†, plus 12 credits of Computer Science, 3 credits of Media Studies, and 6 credits of Visual Arts
FACULTY OF MANAGEMENT management.ok.ubc.ca	Management (BMgt)	No	No	ENGL 112† or 114†, or 6 credits of ENGL, plus ECON 101, ECON 102, MATH 100 or 116 (MATH 116 preferred), MGMT 100, MGMT 110, PSYO 111, STAT 121 or 124 (STAT 124 preferred), and 6 credits of electives (30 credits)
IRVING K. BARBER SCHOOL OF ARTS AND SCIENCES ikbasas.ok.ubc.ca	Arts (BA) Media Studies (BMS) Science (BSc)	No	BA: Yes, generally after second year BMS: No BSc: Yes, after first year	BA: Varies by program; generally 6 credits of English†, plus credits in a language other than English, 6 credits of Science, and electives or any prerequisites for your intended major (30 credits) BMS: 3 credits of English†, plus 12 credits of Computer Science, 3 credits of Media Studies, and 6 credits of Visual Arts BSc: 6 credits of English†, plus 6 credits of Chemistry, 6 credits of Math, 6 credits of Physics, and electives or any prerequisites for your intended major (30 credits)
SCHOOL OF ENGINEERING (within the Faculty of Applied Science) engineering.ok.ubc.ca	Applied Science (BASc)	Yes	Yes, in second year	APSC 169, APSC 171, APSC 172, APSC 173, APSC 176, APSC 177, APSC 178, APSC 179, APSC 180, APSC 181, APSC 182, and APSC 183 (37 credits)
SCHOOL OF HEALTH AND EXERCISE SCIENCES (within the Faculty of Health and Social Development) hes.ok.ubc.ca	Human Kinetics (BHK)	No	No, but you will pursue one of two concentrations after second year	3 credits of ENGL†, plus HMKN 100, HMKN 101, HMKN 105, HMKN 190, HMKN 191, and 12 credits of electives (30 credits)
SCHOOL OF NURSING (within the Faculty of Health and Social Development) nursing.ok.ubc.ca	Nursing (BSN)	No	No	3 credits of ENGL†, plus BIOL 131, BIOL 133, HINT 110, NRSG 101, NRSG 111, NRSG 112, NRSG 113, NRSG 120, NRSG 122, NRSG 123, NRSG 126, and NRSG 136 (32 credits)

† Please note that there are entry requirements for 100-level English courses. See page 24 for details.

ENGLISH REQUIREMENTS

+ students.ok.ubc.ca/enrolment-services/course-registration/first-year-english

+ english.ubc.ca/first-year-english

+ www.lpitest.ca

FIRST-YEAR CREDIT

+ you.ubc.ca/applying-ubc/applied/first-year-credit



"If you have questions about courses and your degree requirements, talk to an academic advisor in your faculty."

- CLAUDIA
ENROLMENT SERVICES ADVISOR

6

REVIEW YOUR DEGREE REQUIREMENTS

VANCOUVER CAMPUS

Go back to your checklist



FACULTY OR SCHOOL	DEGREE	DUAL-DEGREE OPTIONS	WILL I HAVE A STANDARD TIMETABLE?	DO I NEED TO DECLARE A MAJOR?
FACULTY OF APPLIED SCIENCE (Engineering) engineering.ubc.ca	Applied Science (BASc)	Applied Science + Arts (BASc + BA)	Yes	Yes, at the end of first year
FACULTY OF ARTS arts.ubc.ca	Arts (BA) Fine Arts (BFA) Media Studies (BMS)	Arts + Applied Science (BA + BASc) Arts + Science (BA + BSc) Arts + Arts at Sciences Po in France (BA + BA) Arts + Management (BA + MM) Fine Arts + Management (BFA + MM) Media Studies + Management (BMS + MM)	BA: Optional BFA: Varies BMS: Yes	BA: Varies by department; generally in second or third year BFA: Yes, at point of entry to the BFA; generally in first, second, or third year BMS: No, but you have the option to add a minor BA + BA (Sciences Po): Yes, in second year at Sciences Po and in third year at UBC
FACULTY OF DENTISTRY dentistry.ubc.ca	Dental Science (BDSc)		Yes	No
FACULTY OF EDUCATION educ.ubc.ca	Education, Indigenous Specialization (BEEd)		Yes, plus electives based on your teachable subject(s)	Elementary and Middle Years Option: No Secondary Years Option: Yes, you will choose your teachable subject(s)
FACULTY OF FORESTRY forestry.ubc.ca	Forestry (BSF) Forest Sciences (BSFS) Natural Resources Conservation (BSc NRC) Wood Products Processing (BSc WPP) Urban Forestry (BUF)	Forest Sciences + Education (BSFS + BEEd) Natural Resources Conservation + Education (BSc NRC + BEEd) Wood Products Processing + Management (BSc WPP + MM)	No	BSF: Yes, when you enter the program; in the Forest Operations major, you have the option to minor in Commerce BSFS: No, but you will declare an area of focus/specialization in third year BSc NRC: Yes, at the end of second year BSc WPP: No, but you have the option to minor in Commerce BUF: No, but you have the option to minor in Urban Greenspace Management or Landscape and Recreation Planning
FACULTY OF LAND AND FOOD SYSTEMS landfood.ubc.ca	Applied Biology (BSc APBI) Food, Nutrition, and Health (BSc FNH) Global Resource Systems (BSc GRS) Food and Resource Economics (BSc FRE)**	Applied Biology + Management (BSc APBI + MM) Food, Nutrition, and Health + Education (BSc FNH + BEEd) Food, Nutrition, and Health + Management (BSc FNH + MM) Global Resource Systems + Management (BSc GRS + MM)	No	Yes, when you register for second year
FACULTY OF SCIENCE science.ubc.ca	Science (BSc)	Science + Arts (BSc + BA) Science + Education (BSc + BEEd) Science + Music (BSc + BMus) Science + Management (BSc + MM)	Optional; most students design their own timetable	Yes, at the end of first year
SCHOOL OF KINESIOLOGY (within the Faculty of Education) kin.ubc.ca	Kinesiology (BKin)	Kinesiology + Education (BKin + BEEd) Kinesiology + Management (BKin + MM)	No	Yes, in second year
SCHOOL OF MUSIC (within the Faculty of Arts) music.ubc.ca	Music (BMus)	Music + Education (BMus + BEEd) Music + Science (BMus + BSc) Music + Management (BMus + MM)	No	Yes, upon admission
UBC SAUDER SCHOOL OF BUSINESS sauder.ubc.ca	Commerce (BCom) Bachelor + Master of Management (B + MM)	Bachelor + Master of Management (BA, BFA, BKin, BMS, BMus, BSc, BSc APBI, BSc FNH, BSc GRS, or BSc WPP + MM)	BCom: In first year only B + MM: Yes, after you finish your undergraduate program	BCom: Yes, in third year B + MM: Depends on your undergraduate program
VANCOUVER SCHOOL OF ECONOMICS (within the Faculty of Arts) economics.ubc.ca	International Economics (BIE)		Yes	No, but you have the option to add a minor

WHAT COURSES SHOULD I TAKE IN FIRST YEAR?

WHAT IF I HAVE QUESTIONS?

	CANADIAN STUDENTS	INTERNATIONAL STUDENTS
<p>Standard timetable: ENGL 110* or 111* or 112*, plus APSC 100, APSC 101, APSC 160, CHEM 154, MATH 100, MATH 101, MATH 152, PHYS 157, PHYS 158, PHYS 159, PHYS 170, and 3 credits of a Complementary Studies elective (37 credits)</p> <p>Pre-Biomedical Engineering students have a modified timetable.</p> <p>BA and BFA: Choose from Coordinated Arts Program, Arts One, or custom timetable; generally includes the Writing Component (Arts and Fine Arts) and 100-level specialty requirements (Fine Arts) (27-32 credits)</p> <p>BMS: Coordinated Arts Program Media Studies stream (ASTU 100A, CRWR 213, FIST 100, JRNL 100, and VISA 110), CPSC 103 or 110, and 9 credits of electives (31 credits)</p> <p>BA + BA (Sciences Po): First year is spent at Sciences Po in France, following Sciences Po curriculum</p>	<p>students@apsc.ubc.ca +1.604.822.6556</p> <p>arts.advisor@ubc.ca +1.604.822.4028</p> <p>arts.aboriginal@ubc.ca +1.604.827.3060</p> <p>arts.mediastudies@ubc.ca arts.dualba@ubc.ca</p>	<p>international@apsc.ubc.ca +1.604.822.6556</p> <p>arts.international@ubc.ca +1.604.822.4028</p> <p>arts.mediastudies@ubc.ca arts.dualba@ubc.ca</p>
<p>ENGL 110* and ENGL 112*, plus BIOL 153, CHEM 121, DHYG 106, DHYG 108, DHYG 110, PSYC 101, and PSYC 102</p> <p>Elementary and Middle Years Option: 6 credits of English*, plus 8 credits of Indigenous Education (standard timetable), 3 to 6 credits of Canadian Studies, 3 credits of Lab Science, 3 credits of Math, and electives (24-30 credits)</p> <p>Secondary Years Option: 6 credits of English*, plus 8 credits of Indigenous Education (standard timetable), and electives or any prerequisites for your teachable subject(s) (24-30 credits)</p> <p>BSF, BSFS, BSc NRC, and BSc WPP: Varies by program; generally 3 or 6 credits of ENGL*, plus BIOL 121, BIOL 140, CHEM 111 or 121 and/or PHYS 100 or 101, CONS 101 (NRC), ECON 101, ECON 102, FRST 100 (Forestry and Forest Sciences), GEOB 103, 3 or 6 credits of first-year MATH, and WOOD 120 (WPP) (up to 33 credits)</p> <p>BUF: 3 credits of ENGL*, plus APBI 200, BIOL 121, CONS 200, ECON 101, SOCI 101 or 102, UFOR 100, UFOR 101, and 6 credits of restricted electives (30 credits)</p> <p>Optional first-year program: Land One</p>	<p>dhygprog@dentistry.ubc.ca +1.604.822.2359</p> <p>nitep.educ@ubc.ca +1.604.822.5240</p> <p>forestry.undergrad@ubc.ca +1.604.822.1834</p>	<p>dhygprog@dentistry.ubc.ca +1.604.822.2359</p> <p>Not applicable</p> <p>forestry.undergrad@ubc.ca +1.604.822.1834</p>
<p>BSc APBI and BSc FNH: Varies by program; generally LFS 100, LFS 150 or ENGL 112*, BIOL 112, BIOL 121, BIOL 140 or 155, CHEM 111 or 121, CHEM 123, MATH 102 or equivalent, and electives; PHYS 101 or 117, ECON 101, ECON 102, MATH 103 may also be required for some programs (32-33 credits)</p> <p>BSc GRS and BSc FRE**: second-year entry, students interested in either of these programs should follow the first-year requirements for either BSc APBI, BSc FNH, BA, or BSc (32-33 credits)</p> <p>Optional first-year program: Land One</p>	<p>students@landfood.ubc.ca +1.604.822.2620</p>	<p>international@landfood.ubc.ca +1.604.822.3204</p>
<p>Choose from Coordinated Science Program, Science One, or design your own timetable; generally includes a mix of core Science and other courses in your first year, including the Science courses you will need to apply to second year in your intended major. A minimum of 24 total credits, including 15 credits of first-year Science courses, is required to be promoted to second year. One communication course is recommended (SCIE 113, WRDS 150, or ENGL*). Most students take between 27 and 30 credits.</p> <p>For more details, visit science.ubc.ca/students/new</p>	<p>advising@science.ubc.ca +1.604.822.3820</p>	<p>international@science.ubc.ca +1.604.822.3820</p>
<p>ENGL 112*, plus KIN 103, KIN 151, KIN 161, KIN 190, KIN 191, and electives (30 credits)</p>	<p>kin.advising@ubc.ca +1.604.822.4512</p>	<p>kin.advising@ubc.ca +1.604.822.4512</p>
<p>Each student meets with a Music advisor to plan coursework; varies by major; generally ENGL 100*, WRDS 150 02C, or WRDS 150 03C, plus MUSC courses (history, theory, technology, musicianship, lessons, and ensemble) and electives (30-34 credits)</p>	<p>music.advisor@ubc.ca +1.604.827.5502</p>	<p>music.advisor@ubc.ca +1.604.827.5502</p>
<p>BCom: ENGL 112* or 120* or 121*, plus COMM 101, COMM 290, COMM 291, COMM 292, ECON 101, ECON 102, MATH 104 or 184, and 6 credits of non-Commerce electives (30-31 credits)</p> <p>Optional first-year program: Business and Computer Science combined major</p> <p>B + MM: Typical first-year course load for your chosen undergraduate program, plus COMM 120 in the fall semester</p>	<p>bcomquestions@sauder.ubc.ca +1.604.822.8333</p> <p>bmm@sauder.ubc.ca +1.604.822.8422</p>	<p>bcomquestions@sauder.ubc.ca +1.604.822.8333</p> <p>bmm@sauder.ubc.ca +1.604.822.8422</p>
<p>ECON 101, ECON 102, COEC 293, MATH 104 or 184, MATH 105, WRDS 150, and electives (30-31 credits)</p>	<p>bje.vse@ubc.ca +1.604.822.9819</p>	<p>bje.vse@ubc.ca +1.604.822.9819</p>

* Please note that some ENGL courses may have entry requirements. See [page 24](#) for details. ** Pending Ministry approval



REGISTER FOR YOUR COURSES

Even as a new student to UBC, you have the freedom to design your own timetable. **Course registration begins in June.** Two weeks before you're eligible to register online, you will receive an email with your assigned registration date and time. **It is very important that you register at that date and time** – regardless of where you are in the world – for your best chance at securing your first choice of courses.



1

Adjust to Pacific Time by converting your assigned registration date and time to your local time zone using an online tool such as timeanddate.com/worldclock/converter.html



2

Begin building your timetable in early June using the Student Service Centre's online worklist tool. Many first-year students will be trying to register for the same courses as you, so be sure to create several timetable options in different worklists.



3

Log in to the Student Service Centre at students.ubc.ca/ssc before your assigned time and wait for registration to open.



4

Register for courses in your worklist by clicking **Register All** or selecting specific checkboxes and clicking **Register Selected**. For a course that does not appear in your worklist, choose a course, select a course section, and click **Register Section**.



5

Review your timetable by clicking **My Timetable**.



6

Note your fee balance in your financial account. The first instalment for the Winter Session is due by September 4. You will not receive a statement in the mail. For detailed fee information, click **Finances** and **Tuition History**.

HOW DO I READ COURSE DESCRIPTIONS?



PHYS 108 Enriched Physics II

Electricity and magnetism, electrical circuits, induction, electromagnetic waves, Maxwell's equations, and applications. **D**

Credits: 3 **E**

Prereqs: Either (a) PHYS 107 or (b) a score of 85% or higher in PHYS 101 **F**

Co-reqs: One of MATH 101, MATH 103, MATH 105, MATH 121 **G**

Choose one section from all activity types (e.g., lecture and laboratory) **H**

A: Subject code

B: Course number: The first number indicates the course's year level.

C: Course name

D: Course description

E: Credits: One-term courses are usually worth three credits; full-year courses are usually worth six credits.

F: Prereqs: Prerequisites are courses that must be completed prior to registration.

G: Co-reqs: Co-requisites are courses that can be taken prior to or concurrently with the selected course.

H: Notes and registration directions: Register for one section of each activity listed.

HOW DO I BUILD MY TIMETABLE?

Check the course requirements for your degree and take a closer look at the course requirements for any programs you are interested in. Review the description for each course you're considering, checking that you meet the prerequisites (F) and confirming whether the course has an associated lab, discussion, and/or tutorial (H). If a course is offered at multiple times, choose one section. Once you have met your degree requirements, you can complete your timetable with elective courses in subjects that interest you.

Please note that one-hour classes are actually 50 minutes long and 1.5-hour classes are actually 80 minutes long, which gives you 10 minutes to get from one class to the next. You must register for Term 1 (September through December) and Term 2 (January through April) at the same time.

WHEN DOES REGISTRATION END?

On UBC's Okanagan campus, the timeline varies. On UBC's Vancouver campus, course registration ends on July 15 for first-year students and July 31 for all other students. If you receive your offer of admission after these dates, you can register for courses until classes start.

CAN I ADD OR DROP COURSES AFTER REGISTRATION CLOSES?

Most courses can be added, dropped, or changed up until the second week of classes, but course availability decreases over time and essential courses may be full if you wait too long to register. If you register for courses but choose not to attend UBC, it is your responsibility to withdraw from them all before the add/drop deadline.

WHAT IF THE COURSE I WANT OR NEED IS FULL?

If a course you want is full, add your name to the wait-list (if available) and check back regularly to see if a spot becomes available. If you're unable to secure a spot in a course required for your degree before registration closes, contact an academic advisor (see [page 25 for Okanagan campus](#) and [page 27 for Vancouver campus](#)).

CAN I TAKE COURSES OUTSIDE MY DEGREE WITHOUT AFFECTING MY GRADES?

Most degrees on UBC's Vancouver campus give you the option to take eligible elective courses for a Credit, D, or Fail standing instead of percentage grades.



"The Degree Navigator tool is extremely useful for laying out which courses satisfy your different elective requirements."

- ABDULLAH

Access the Degree Navigator from your Student Service Centre account by clicking **Registration** and selecting **Degree Navigator Okanagan** or **Degree Navigator Vancouver**.



"If your degree doesn't have a standard timetable, reach out to upper-year students for help."

- THAO

COURSE REGISTRATION GUIDES

+ students.ok.ubc.ca/enrolment-services/course-registration 

+ students.ubc.ca/register 

CREDIT/D/FAIL GRADING

+ students.ubc.ca/enrolment/courses/credit-d-fail 



8

GET READY FOR UBC LIFE

Welcome and orientation

Whether you're from Coquitlam or Cartagena, Tokyo or Toronto, UBC has a welcome event or orientation program that's right for you. With specialized programming for international, out-of-province, and Aboriginal students, this is your time to explore your campus, get to know your classmates, and set yourself up for an amazing year.



▲
Marking the first day of the school year, Imagine UBC is a chance to meet professors and fellow students

WELCOME EVENTS

OKANAGAN CAMPUS

Destination UBC | May 10-12

If you're a student in Canada, Destination UBC is your chance to visit campus in advance, pick up insider tips from current students in your faculty or degree, and get important advice about transitioning to university life. If you're a First Nations, Métis, or Inuit student, your Destination UBC experience will kick off on May 9 with the Indigenous Welcome to campus.

VANCOUVER CAMPUS

Destination UBC | April 26-28

If you're a First Nations, Métis, or Inuit student in Canada, Destination UBC is your chance to visit campus in advance to connect with the Aboriginal community, pick up insider tips from current students in your faculty or degree, and get important advice about transitioning to university life.

UBC Welcomes You | April 27

UBC Welcomes You is a full-day informational event on campus open to all admitted students, where you'll get your questions answered, connect with the UBC community, and start preparing for life as a UBC student.

"If you haven't already, come for a campus tour! The best way to know if UBC is the right fit is to see if you can picture yourself living, studying, working, and playing here."

- CLAUDIA
ENROLMENT SERVICES ADVISOR



ORIENTATIONS

+ you.ubc.ca/ubc-life/campus-community/orientations

LATEST DATES AND DEADLINES

+ you.ubc.ca/deadlines

ORIENTATIONS

OKANAGAN CAMPUS

Jump Start | August 24-30

If you're a first-year student new to the Kelowna area, Jump Start is your early introduction to UBC and the Okanagan Valley. Learn more about the community, the University, and your faculty in this intensive one-week program, which offers academic coaching and peer-to-peer support to help start your first year off right.

Aboriginal Student Orientation | September 2

Connect with other First Nations, Métis, and Inuit students as you get to know your campus and get ready for an exciting school year ahead.

Create | September 3

Start your first day of university on the right foot. Join your Orientation Leader as they lead you and a group of your classmates to meet your Dean, tour your campus, and discover more than 100 resources, clubs, and groups.

Week of Welcome | September 4-11

Get to know your campus through a week-long series of events, workshops, and activities designed to welcome back returning students and introduce new students to UBC's programs and services.

VANCOUVER CAMPUS

Jump Start | August 24-30

If you're a first-year student, Jump Start is your official orientation to life on UBC's Vancouver campus. Make friends, learn more about your faculty, explore your new home, and take care of the essentials before classes begin.

Imagine UBC | September 3

Get to know your peers, faculty, and staff, tour campus, and explore the clubs and groups available before joining more than 9,000 new classmates for a pep rally to remember.

Aboriginal Student Orientation | September 3-6

Connect with other First Nations, Métis, and Inuit students through the First Nations House of Learning as you get to know your campus and get ready for an exciting school year ahead.

AMS Firstweek | Early September

From barbeques and dances to phenomenal speakers, UBC's student society, the AMS, hosts dozens of events during the first week of classes to get you pumped for the school year ahead.

Faculty orientations

Find your place in your faculty community and meet other first-year faces from your degree at a student-run orientation event hosted by your Undergraduate Society.

International Welcome | January & May

If you're an international exchange, visiting, or transfer student who is arriving at UBC in the winter or spring, International Welcome will get you up to speed on study permits, health insurance, employment, and the services and resources available on campus.



8

GET READY FOR UBC LIFE

Community

UBC is a welcoming community that values diversity and is dedicated to equity, inclusivity, and mutual respect. It won't take long for you to find the people and places on your campus that make you feel right at home.



▲
Day of the LongBoat is a highly anticipated annual event featuring canoe races and other fun activities

HOW CAN I FIND MY COMMUNITY ON CAMPUS?

Clubs and societies: Whether you're a champion debater or a novice dragon boater, an aspiring thespian or an avid environmentalist – or if you'd just like to try out a new activity – chances are there are others on campus who share your interest. If you don't find what you're looking for among UBC's 500+ student-run clubs and course unions, gather a few friends and start a club of your own.


Sports and recreation: You don't have to be a sports star to stay active at UBC. Join an intramural team or a recreational league, or take advantage of the state-of-the-art recreational facilities and year-round programming on your campus.

WHERE CAN I CONNECT WITH OTHERS ON CAMPUS?

Aboriginal community: If you're a First Nations, Métis, or Inuit student, visit Aboriginal Programs and Services (APS) in the Aboriginal Centre (Okanagan campus) or the First Nations House of Learning in the First Nations Longhouse (Vancouver campus). Here you can meet with other current Aboriginal students, or speak with staff to connect with campus services like tutoring, financial advising, or wellness programming. APS also has in-house Aboriginal student advisors.

International community: If you're an international student, or simply interested in other cultures, there are places on campus where you can gather to exchange ideas. Visit International Programs and Services and the Global Collegium (Okanagan campus) or International Student Advising and the Global Lounge (Vancouver campus).

Commuter community: UBC's Collegia are on-campus spaces designed to look and feel just like living rooms. If you live off campus and commute to class, a Collegium is a great place to study, eat your lunch, meet up with friends, or catch your breath between lectures and labs.

Integrated Learning Communities : On UBC's Okanagan campus, you have the opportunity to live in a close-knit group with peers who share your interests – everything from Indigenous culture and expressive arts to healthy living and sustainable leadership. Each Integrated Learning Community is paired with a faculty or staff member who organizes programs and activities that will be of interest to your group.

HOW CAN I ACCESS DISABILITY SUPPORT?

If you have a disability or medical condition that could affect your full participation at UBC, reach out to the Disability Resource Centre (Okanagan campus) or the Centre for Accessibility (Vancouver campus) before you arrive.



"If you're an international student who is staying in Kelowna during the winter break, you can meet other international students from different cultures through winter programming offered by International Programs and Services."

- AN



CAMPUS COMMUNITY

+ you.ubc.ca/ubc-life/campus-community

CLUBS AND SOCIETIES

+ you.ubc.ca/ubc-life/getting-involved/clubs

SPORTS AND RECREATION

+ you.ubc.ca/ubc-life/sports-recreation



8

GET READY FOR UBC LIFE

Health and wellbeing

A healthy mind and body are a critical foundation for your academic success. As you navigate your first lecture hall, write your first midterm, and adjust to life with a roommate, UBC has the resources you need to stay active, feel good, and be at your best.



UBC has hundreds of recreational classes, clubs, and leagues to join ▶



Cheer on UBC's varsity teams - the Heat and the Thunderbirds ▶



◀ UBC Farm supports hands-on learning

WHAT KINDS OF HEALTH SERVICES ARE AVAILABLE ON CAMPUS?

As a UBC student, you will have access to a wide range of health and wellness support services should you need medical attention, mental health support, or health information and advice.

WILL I HAVE HEALTH COVERAGE?

Yes. As a UBC student, your health coverage plan includes three main components:

1. BC Medical Services Plan (MSP)

This basic health insurance policy is legally required for anyone who is planning to live in BC for longer than six months and is not already covered by another provincial health plan. MSP benefits include medically required services provided by MSP-enrolled physicians, maternity care, and dental and oral surgery. You should apply for MSP as soon as you arrive in BC. Current maximum fees are:

- Up to \$37.50 for a single adult
- Up to \$75.00 for two adults in a family

What if I'm a Canadian student from outside BC?

If you're already covered by another Canadian provincial health plan, you do not need to apply for MSP. If you do not have a Canadian provincial health plan, you must apply for MSP once you arrive in BC.

2. Temporary health insurance

MSP coverage is not immediate. If you're a new-to-UBC international student, you will be covered by a compulsory temporary health insurance plan called iMED during the three-month period before your MSP coverage takes effect. If you're a one-term exchange student, iMED will cover you for the duration of your studies. iMED covers emergency hospitalization and medical services, including visits to the doctor for sickness or injury.

You will be automatically enrolled in iMED when you register for courses at UBC. If you change your mind about attending UBC, you must withdraw from all courses before the add/drop deadline to ensure cancellation of your iMED fee. If you have insurance through MSP or another Canadian provincial health plan, or organized by a third party funding your studies, you can opt out of iMED online until the add/drop deadline.

What if I'm a Canadian student living abroad?

If you're a Canadian student returning to Canada after living abroad and you need temporary insurance while you become eligible for MSP, you can purchase the Global Campus Health Plan.

3. Extended health and dental plan

You will be automatically enrolled in the extended health and dental plan offered by the UBC Students' Union Okanagan (UBCSUO) or the Alma Mater Society/Graduate Student Society (AMS/GSS) when you register for courses at UBC – unless you're an exchange student, in which case you must opt in. Review the health-care fees listed in your Student Service Centre account to determine if you are covered.

Can I opt out?

If you're already covered by an extended health and dental plan, you may be able to opt out of the UBCSUO or AMS/GSS plan until the third week of classes. For more information, email service@studentcare.net.

HEALTH SERVICES

+ students.ok.ubc.ca/health-wellness Ⓞ

+ students.ubc.ca/health Ⓟ

APPLYING FOR THE BC MEDICAL SERVICES PLAN (MSP)

+ students.ubc.ca/apply-msp


GLOBAL CAMPUS HEALTH PLAN

+ david-cummings.com/services/student

EXTENDED HEALTH AND DENTAL

+ ubcsuo.ca/health-dental Ⓞ

+ ams.ubc.ca/student-services/health-dental Ⓟ









Students at UBC's Okanagan campus spend quality time with therapy dogs through the B.A.R.K. program ▶

OKANAGAN CAMPUS

VANCOUVER CAMPUS

+ your calendar

<p>APR 26-28</p>	<p>APR 27</p>	<p>MAY 1</p>
<p>APR</p> <p>Aboriginal students in Canada: Destination UBC on UBC's Vancouver campus. </p>	<p>Students in Canada: UBC Welcomes You on UBC's Vancouver campus. </p>	<p>MAY</p> <p>Deadline to apply for residence and be eligible for the first-year residence guarantee. If you are considering degrees on both campuses, you must complete a separate residence application for each campus.</p> <p>MAY 1 or JUN 1 ▶</p>
<p>MAY 10-12</p>	<p>MAY 15-31</p>	<p>EARLY JUN</p>
<p>Students in Canada: Destination UBC on UBC's Okanagan campus. Aboriginal students are invited to come early for the Indigenous Welcome on May 9. </p>	<p>Transfer students: Submit your final documents to confirm your offer.</p>	<p>JUN</p> <p>Start building worklists for course registration.</p> <p>Students with a first-year residence guarantee: Time-limited residence offers are sent by email.</p>
<p>▶ Deadline for most students to accept UBC's offer of admission. Please refer to your letter of admission or the Student Service Centre to find your assigned date.</p>		
<p>LATE JUN</p>	<p>JUL 15</p>	<p>JUL 31</p>
<p>First-year students: Course registration opens. You will receive an email with your assigned registration date and time.</p>	<p>JUL</p> <p>First-year students: Deadline to register for courses on UBC's Vancouver campus. </p> <p>Canadian students: Recommended deadline to apply for federal and provincial loans.</p>	<p>Transfer and returning students: Deadline to register for courses on UBC's Vancouver campus. </p>
<p>Residence offers are sent by email. High school students: Submit your final documents to confirm your offer of admission.</p>		
<p>JUL 31</p>	<p>MID AUG</p>	<p>AUG 24-30</p>
<p>U.S. students: Recommended deadline to submit UBC's U.S. Loan Request form.</p>	<p>AUG</p> <p>Residence room assignment information is sent by email.</p>	<p>Jump Start orientation on UBC's Vancouver campus for students living in residence. </p>



"If you're an international student, getting a study permit can take several months. Submit your permit application as soon as you accept your UBC offer."

- CLAUDIA
ENROLMENT SERVICES ADVISOR

AUG 24-30	AUG 26	AUG 26-30
Jump Start orientation on UBC's Okanagan campus. 🕒	Parent Conference on UBC's Okanagan campus. 🕒	Jump Start orientation on UBC's Vancouver campus for students living off campus. 📍
AUG 31	EARLY SEP	SEP 1
Move-in day on UBC's Vancouver campus. Jump Start participants move in on August 24. 📍	AMS Firstweek on UBC's Vancouver campus. 📍	Move-in day on UBC's Okanagan campus. Jump Start participants move in on August 24 and 25. 🕒 Parent Conference on UBC's Okanagan campus. 🕒
SEP 2	SEP 3-6	SEP 3
Aboriginal students: Orientation on UBC's Okanagan campus. 🕒	Aboriginal students: Orientation on UBC's Vancouver campus. 📍	The academic year begins. Create orientation on UBC's Okanagan campus. 🕒 Imagine UBC orientation on UBC's Vancouver campus. 📍
SEP 4-11	SEP 10	SEP 15
Sep 4: Deadline to pay your first instalment of tuition fees. Week of Welcome on UBC's Okanagan campus. 🕒	Aboriginal students: Welcome Feast	Canadian student loan takers: Deadline for general bursary applications.



+ your essentials



YOUR UBC EMAIL

You can sign up for a UBC email address and have your messages forwarded to another inbox of your choice.

id.ubc.ca



UBC BOOKSTORE

Reserve your textbooks online ahead of time or wait until classes start to buy your books on campus – it's up to you.

bookstore.ubc.ca



A MESSAGE FOR YOUR PARENTS

Congratulations! A UBC offer of admission is a significant academic achievement and promises to be a life-changing experience for your entire family. Support your student during this exciting time by familiarizing yourself with UBC's online resources for parents.

Provincial legislation prohibits UBC from discussing student records with anyone else, including family members, without student consent. Your student must complete a third-party authorization for you to access their UBC information. Details are available in the Student Service Centre under **Personal Info** and **Third Party Authorization**.

students.ubc.ca/ssc

ok.ubc.ca/parents ⓪

students.ubc.ca/parents ✓



STUDENT SERVICE CENTRE

Create your timetable, register for courses, and manage your fees online in the Student Service Centre. Video tutorials help guide you every step of the way.

students.ubc.ca/ssc



UBC ACADEMIC CALENDAR

Available exclusively online, the UBC Academic Calendar is your official source for faculty and degree requirements, course descriptions, and rules and regulations.

calendar.ubc.ca



YOUR U-PASS

As a UBC student, you have unlimited access to local public transit, which connects your campus to the city. Get your U-Pass and start exploring!

ubcsuo.ca/u-pass ⓪

upass.ubc.ca ✓



STUDENT SERVICES

Learn how to interpret the Academic Calendar, navigate the Student Service Centre, and more using this invaluable online resource.

students.ok.ubc.ca ⓪

students.ubc.ca ✓



YOUR UBCCARD

Your UBCCard is your student ID card, library card, and meal plan card – it's essential for life at UBC. Order yours online and pick it up on campus.

ok.ubc.ca/ubccard ⓪

ubccard.ubc.ca ✓

⓪ OKANAGAN CAMPUS

✓ VANCOUVER CAMPUS



it's all here + it's yours

Looking for more information about life and learning at UBC? Here's how to find out what you want to know.



IN-PERSON ACTIVITIES

Tour your campus with a student ambassador.

Meet staff and students at UBC events on campus or in your community.



ONLINE ACTIVITIES

Explore UBC online with a virtual tour.

Attend an online info session.

Visit you.ubc.ca and find answers to your questions.

Accept your offer now
+ join the UBC community:

+ students.ubc.ca/ssc

Get a glimpse of real student life, catch a student takeover, and explore campus buildings and spaces.



+ Add us on Snapchat
at [youbcsnaps](https://www.snapchat.com/add/youbcsnaps).

TOURS, EVENTS, AND INFO SESSIONS

+ you.ubc.ca/tours-info-sessions





THE UNIVERSITY OF BRITISH COLUMBIA
REGISTRATION AND ORIENTATION GUIDE 2019

+ it's your move

you.ubc.ca

 twitter.com/youbc

 facebook.com/youbc

 instagram.com/youbcpic

 youbcsnaps

 youtube.com/youbcvideo

 you.ubc.ca/applying-ubc/blog

you.ubc.ca/contact-us



All information is correct at time of production. Please visit you.ubc.ca for the latest information and updates.

 Photography by: Martin Dee; Don Erhardt; Hover Collective; Darren Hull; Paul Joseph; Justin Lee/UBC Communications & Marketing; Shawn Talbot

© THE UNIVERSITY OF BRITISH COLUMBIA.
NO PART OF THIS BOOK MAY BE USED WITHOUT PERMISSION.